



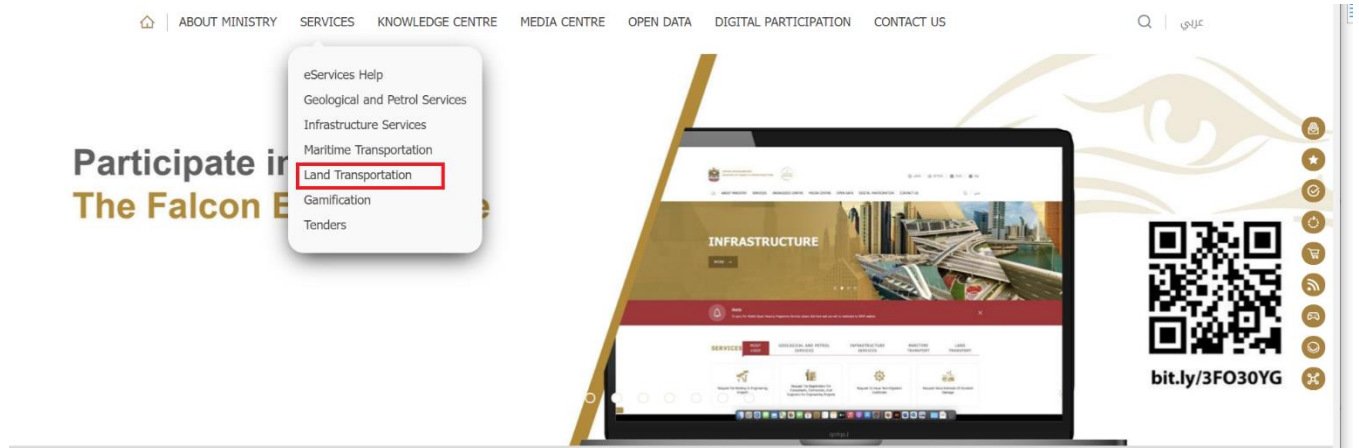
## User Manual

# Request to Car Club Services

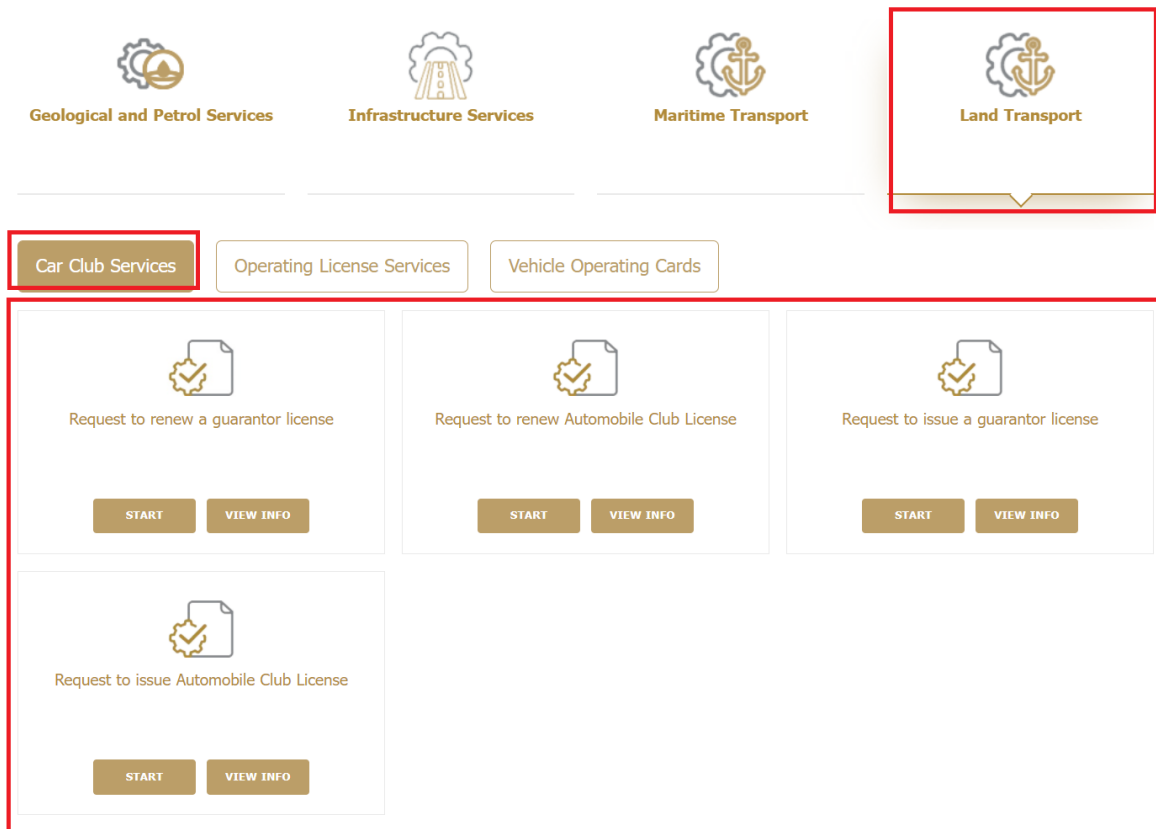
V 1.0

2021

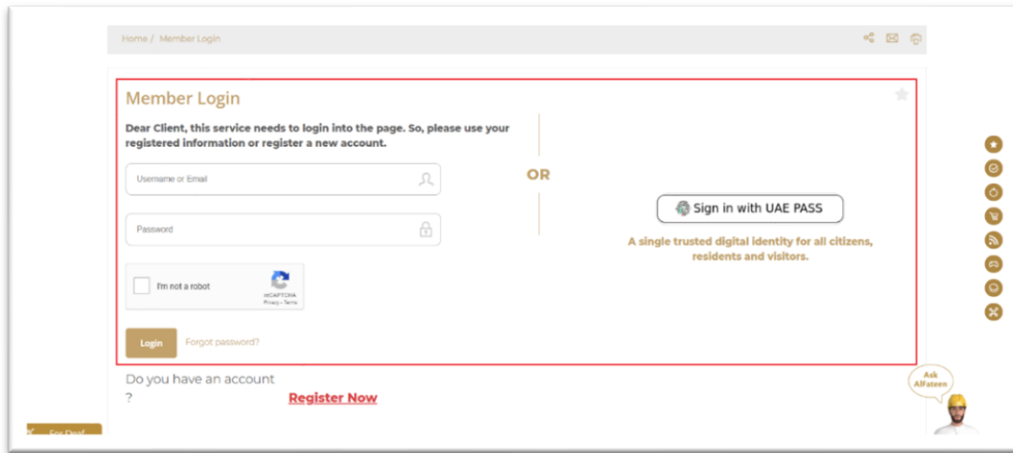
1. Open MOEI website: <https://www.moei.gov.ae>
2. From the home page, go to “Services” tab, then choose “Land Transportation”.



3. From Services Directory, choose the category “Land Transportation”.
4. Then select the Sub category “Car Club Services”, then choose the service you need.



5. you can view the service Info or start the service immediately by clicking on Start Button
6. Then it will redirect you to the Login page, you can login by email registered and password or using UAE PASS.



**7. Fill the application Information.**

**ISSUE LICENSE FOR AUTOMOBILE CLUBS - NEW**

Step 2 of 2:

Fill all the required feilds (\*) then submit and finish the application:

Required Documents to complete this application: ▼

**AUTOMOBILE CLUB INFO \*** ▼

Location: --Please Select-- Your Application will be Processed in the Selected Registration Centre

English Name:

Arabic Name:

Automobile Club Activities:

- Issuing of Carnet du Passage (Trip ticket)
- Issuing of TIR Carnets
- Issuing International Driving Permits

Emirate Where the Operator will be located: --Please Select-- \*

Join Date In Club:  \* \* \* \*

Join Date In Tourist:  \* \* \* \*

Tick if Branches Available:

Save Clear

**COMPANY DETAILS\*** ▼

**OWNERS DETAILS\*** ▼

**UPLOAD ATTACHMENTS \*** ▼

**SUBMIT & FINISH \*** ▼

8. Upload the needed documents.
9. Submit the request by click on “Submit”.
10. Fill the satisfaction survey about the eService, when the following pop-up shows up:

United Arab Emirates

نـبـض الـمـتـعـاـمـل  
CUSTOMER PULSE

English

### Customer Pulse Survey

Overall, how satisfied are you about the service? \*

Extremely Dissatisfied      Extremely Satisfied

Next

United Arab Emirates

نـبـض الـمـتـعـاـمـل  
CUSTOMER PULSE

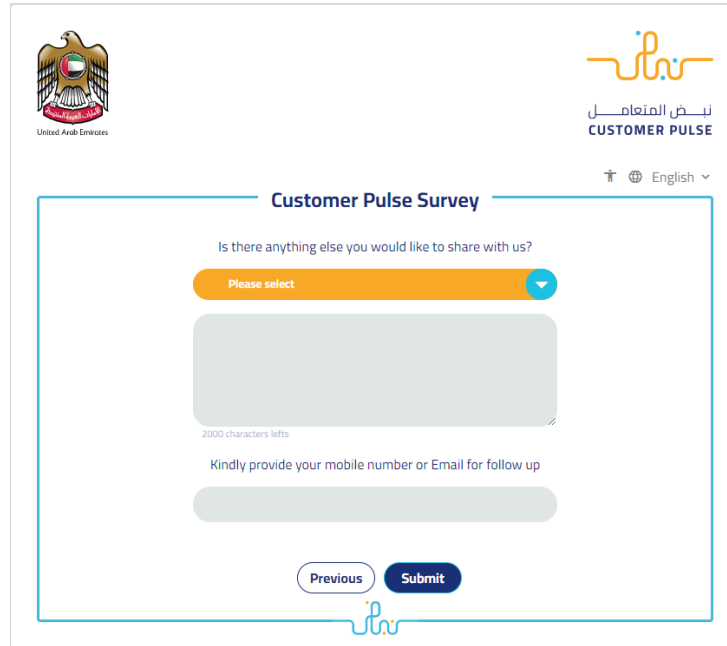
English

### Customer Pulse Survey

Based on your experience in getting the service. To what extent do you agree on the following statements?

	Extremely Disagree	Disagree	Somewhat Disagree	Neutral	Somewhat Agree	Agree	Extremely Agree
Availability & accuracy of Service information	☆	☆	☆	☆	☆	☆	☆
Ease of Service accessibility in the Smart Application	☆	☆	☆	☆	☆	☆	☆
Ease & Simplicity of Service Application Steps	☆	☆	☆	☆	☆	☆	☆
Ease and Variety of payment options	☆	☆	☆	☆	☆	☆	☆
Possibility of Service Status Tracking	☆	☆	☆	☆	☆	☆	☆
Service Completion time was reasonable & within my expectations	☆	☆	☆	☆	☆	☆	☆
Smart Application efficiency (no delays or errors in app)	☆	☆	☆	☆	☆	☆	☆
Availability of Online Support	☆	☆	☆	☆	☆	☆	☆

Previous      Next



The screenshot shows a web form titled "Customer Pulse Survey" from the Ministry of Energy and Infrastructure. The form includes the UAE coat of arms and the "CUSTOMER PULSE" logo. The survey question is "Is there anything else you would like to share with us?". Below the question is a dropdown menu labeled "Please select" and a large text input area with a "2000 characters left" indicator. A prompt asks the user to "Kindly provide your mobile number or Email for follow up" with a corresponding input field. At the bottom, there are "Previous" and "Submit" buttons.

11. When the request is approved by the ministry, then an email notification will be sent automatically to the customer in order to pay the fees through the electronic service
12. Also, you can find, view and download all your reports, certificates and receipts from the end user dashboard.

My favorite list - 1

Delete Pleasure Boat- New



0

Certificates Expiring Soon



0

Expired Certificates



0

My Certificates



0

My Receipts



0

My Applications



0

Return/Reject Applications



0

Overdue Applications



0

Ready For Payment